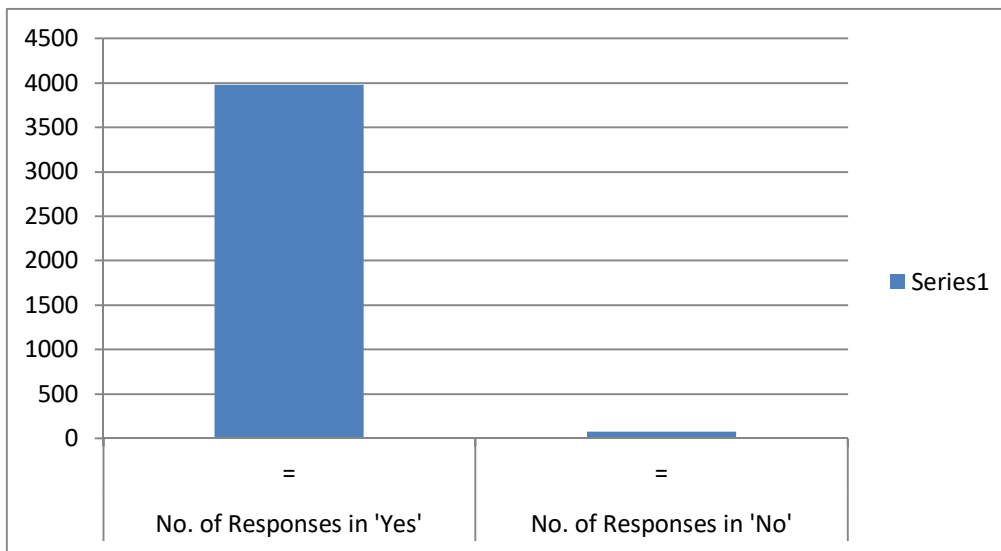


Students Feedback On B.Ed Course

Analysis and Interpretation:-To ensure the internal quality of insitution, data was collected from the students of Session 2019-21 . The data was analysed on Two Point Scale as 'Yes' and 'No' .

No. of Students	=	193
No. of Questions	=	21
No. of Responses	=	4053
No. of Responses in 'Yes'	=	3979
No. of Responses in 'No'	=	74
%age of 'Yes' Responses	=	$3979 / 4053 * 100 = 98\%$

Thus we interprete that 98% students have given positive feedback on B.Ed Course and 1.85% students have given negative feedback



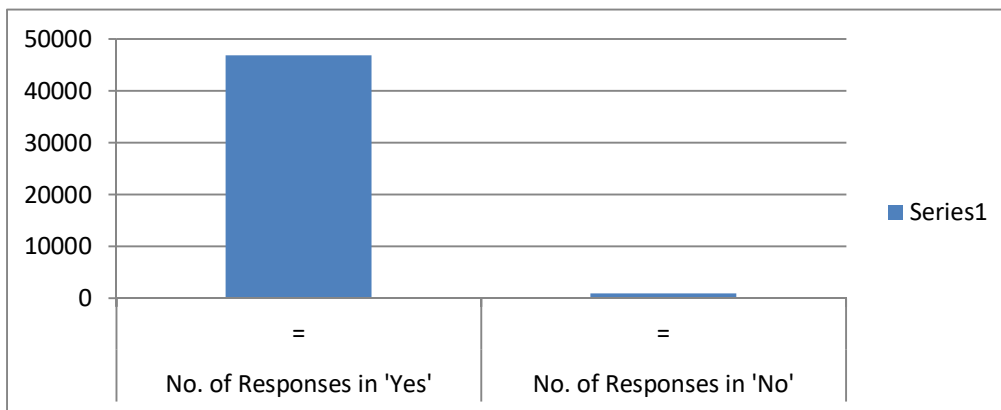
Conclusion:- From above analysis we come to the conclusion that 98% students think that B.Ed course is appropriate for becoming competent teacher and cater to their professional and academic needs.

Students Feedback on Faculty

Analysis and Interpretation:-To ensure the internal quality of insitution, data was collected from the students of Session 2019-21 . The data was analysed on Two Point Scale as 'Yes' and 'No' .

No. of Students	=	193
No. of Teachers	=	27
No. of Questions	=	9
No. of Responses	=	46899
No. of Responses in 'Yes'	=	46804
No. of Responses in 'No'	=	862
%age of 'Yes' Responses	=	$46804 / 46899 * 100 = 99\%$
%age of 'NO' Responses	=	$862 / 46899 * 100 = 1.83\%$

Thus we interprete that 99% students have given positive feedback on B.Ed Course and 1.83% students have given negative feedback



Conclusion:- From above analysis we come to the conclusion that faculty of the college is excellent in terms of teaching efficiency, cooperation and personality

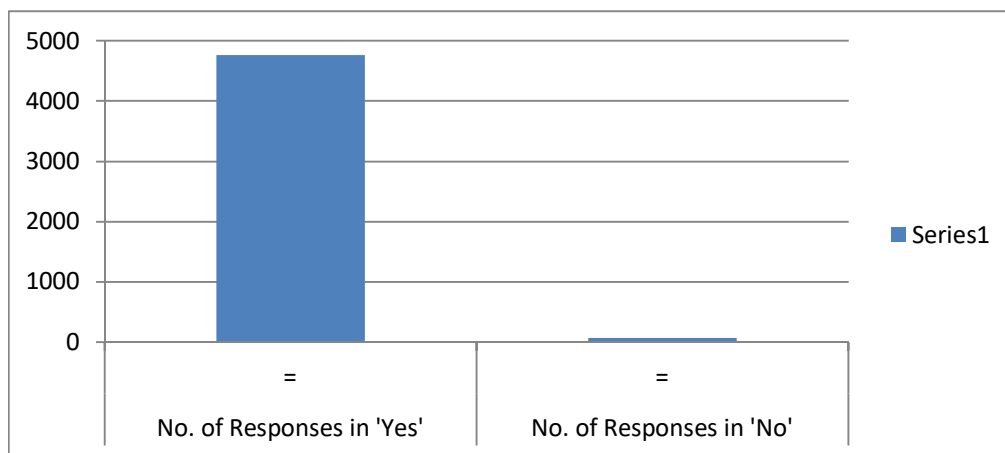
.....

Students Feedback on Curriculum

Analysis and Interpretation:-To ensure the internal quality of insitution, data was collected from the students of Session 2019-21 . The data was analysed on Two Point Scale as 'Yes' and 'No' .

No. of Students	=	193
No. of Questions	=	25
No. of Responses	=	4825
No. of Responses in 'Yes'	=	4760
No. of Responses in 'No'	=	65
%age of 'Yes' Responses	=	$4760 / 4825 * 100 = 98\%$
%age of 'NO' Responses	=	$65 / 4825 * 100 = 1.34\%$

Thus we interprete that 98% students have given positive feedback on B.Ed Course and 1.34% students have given negative feedback



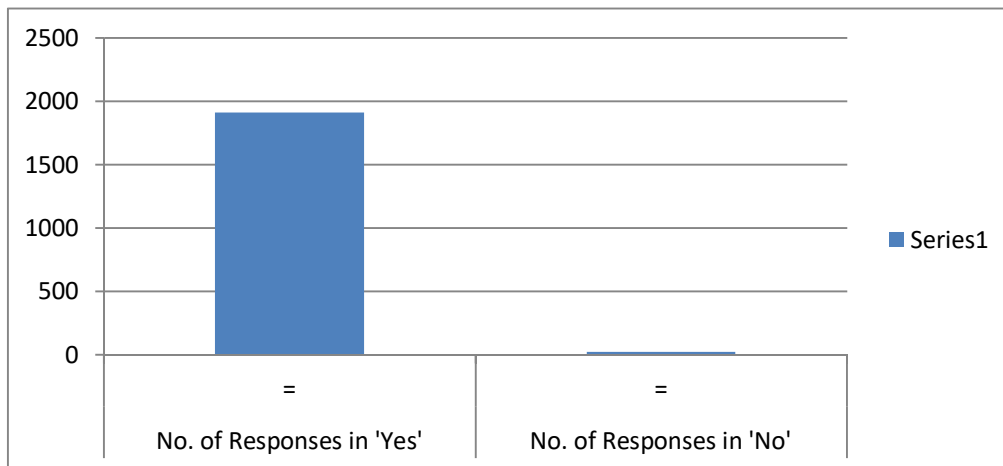
Conclusion:- From above analysis we come to the conclusion that faculty of the college is excellent in terms of teaching efficiency, cooperation and personality traits.

Students Feedback on Institution

Analysis and Interpretation:- To ensure the internal quality of institution, data was collected from the students of Session 2019-21 . The data was analysed on Two Point Scale as 'Yes' and 'No' .

No. of Students	=	193
No. of Questions	=	10
No. of Responses	=	1930
No. of Responses in 'Yes'	=	1910
No. of Responses in 'No'	=	20
%age of 'Yes' Responses	=	$1910 / 1930 * 100 = 98.96\%$
%age of 'NO' Responses	=	$20 / 1930 * 100 = 1.03\%$

Thus we interpret that 98% students have given positive feedback on B.Ed Course and 1.03% students have given negative feedback



Conclusion:- From above analysis we come to the conclusion that faculty of the college is excellent in terms of teaching efficiency, cooperation and personality traits.