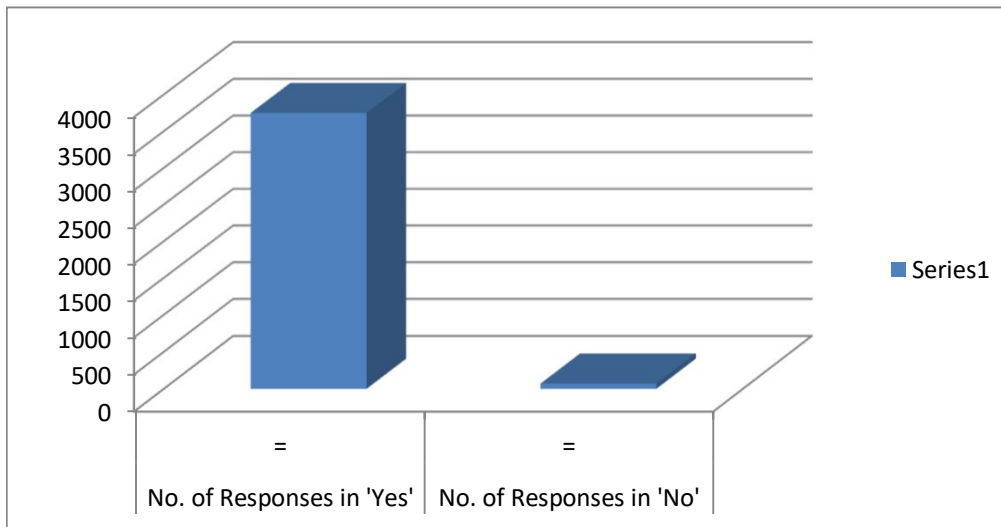


Students Feedback On B.Ed Course

Analysis and Interpretation:-To ensure the internal quality of insitution, data was collected from the students of Session 2018-19. The data was analysed on Two Point Scale as 'Yes' and 'No' .

No. of Students	=	191
No. of Questions	=	20
No. of Responses	=	3820
No. of Responses in 'Yes'	=	3750
No. of Responses in 'No'	=	70
%age of 'Yes' Responses	=	$3750 / 3820 * 100 = 98.16\%$
%age of 'No' Responses	=	$70 / 3820 * 100 = 1.83\%$

Thus we interprete that 98.16% students have given positive feedback on B.Ed Course and 1.83% students have given negative feedback



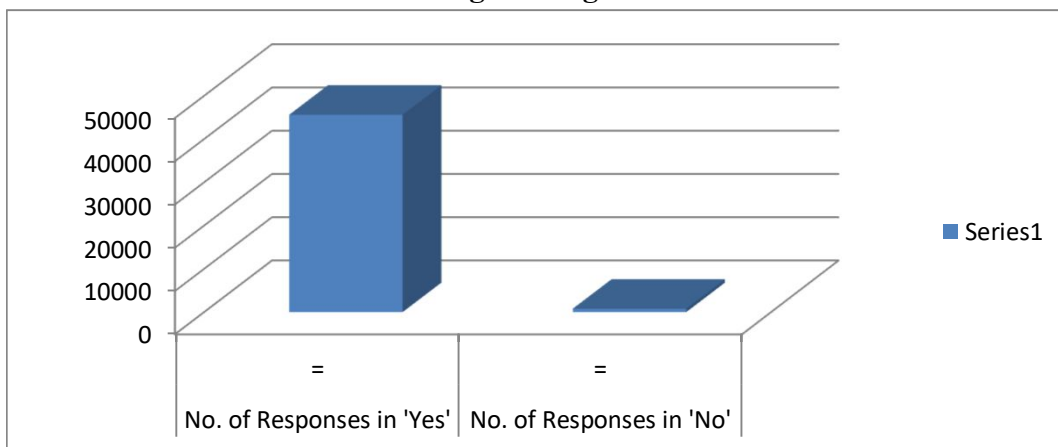
Conclusion:- From above analysis we come to the conclusion that 98.16% students think that B.Ed course is appropriate for becoming competent teacher and cater to their professional and academic needs.

Students Feedback on Faculty

Analysis and Interpretation:-To ensure the internal quality of insitution, data was collected from the students of Session 2018-19 . The data was analysed on Two Point Scale as 'Yes' and 'No' .

No. of Students	=	191
No. of Teachers	=	27
No. of Questions	=	9
No. of Responses	=	46413
No. of Responses in 'Yes'	=	45623
No. of Responses in 'No'	=	790
%age of 'Yes' Responses	=	$45623 / 46413 * 100 = 98.29\%$
%age of 'NO' Responses	=	$790 / 46413 * 100 = 1.70\%$

Thus we interprete that 98.29% students have given positive feedback on B.Ed Course and 1.70% students have given negative feedback



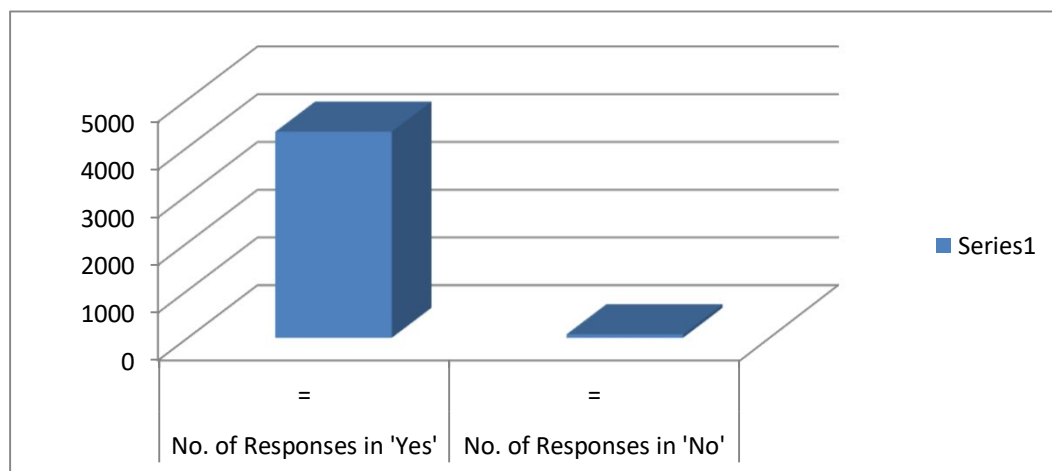
Conclusion:- From above analysis we come to the conclusion that faculty of the college is excellent in terms of teaching efficiency, cooperation and personality traits.

Students Feedback on Curriculum

Analysis and Interpretation:-To ensure the internal quality of insitution, data was collected from the students of Session 2018-19 . The data was analysed on Two Point Scale as 'Yes' and 'No' .

No. of Students	=	191
No. of Questions	=	23
No. of Responses	=	4393
No. of Responses in 'Yes'	=	4320
No. of Responses in 'No'	=	73
%age of 'Yes' Responses	=	$4320 / 4393 * 100 = 98.33\%$
%age of 'NO' Responses	=	$73 / 4393 * 100 = 1.66\%$

Thus we interprete that 98.33% students have given positive feedback on B.Ed Course and 1.66% students have given negative feedback



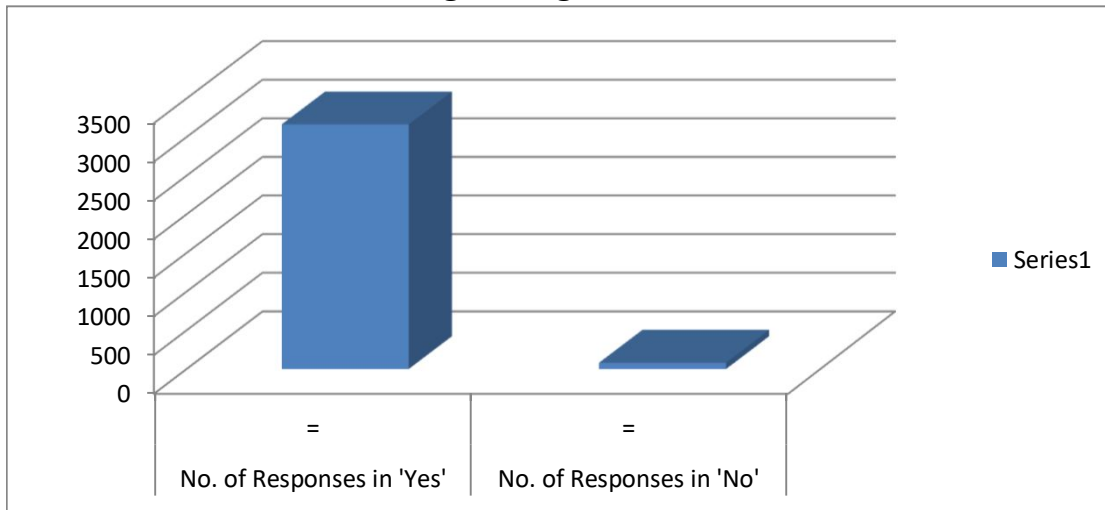
Conclusion:- From above analysis we come to the conclusion that faculty of the college is excellent in terms of teaching efficiency, cooperation and personality traits.

Parents Feedback on B.Ed Course

Analysis and Interpretation:-To ensure the internal quality of insitution, data was collected from the parents of Session 2018-19 . The data was analysed on Two Point Scale as 'Yes' and 'No' .

No. of Students	=	191
No. of Questions	=	17
No. of Responses	=	3247
No. of Responses in 'Yes'	=	3165
No. of Responses in 'No'	=	82
%age of 'Yes' Responses	=	$3165 / 3247 * 100 = 97.47\%$
%age of 'NO' Responses	=	$82 / 3247 * 100 = 2.5\%$

Thus we interprete that 97.47% parents have given positive feedback on B.Ed Course and 2.5% Parents have given negative feedback



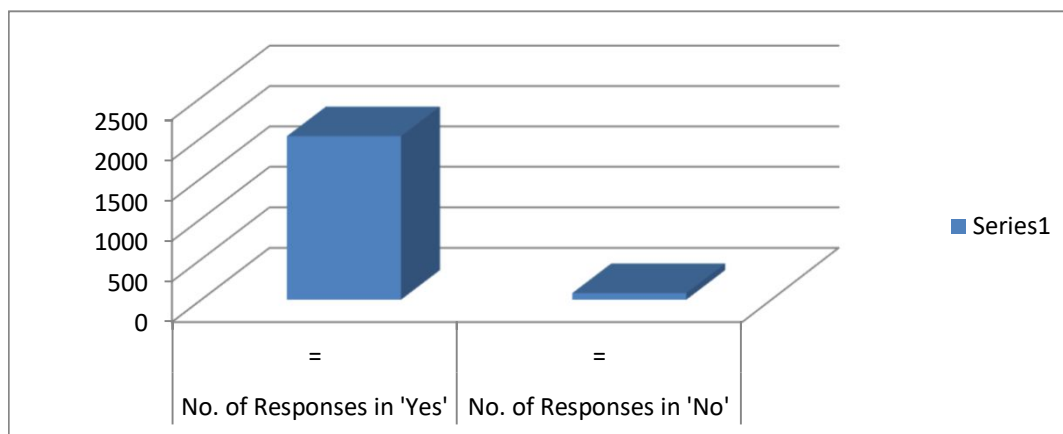
Conclusion:- From above analysis we come to the conclusion that faculty of the college is excellent in terms of teaching efficiency, cooperation.

Supervisor Feedback on Student teacher Performance on Practising School

Analysis and Interpretation:-To ensure the internal quality of insitution, data was collected from the students of Session 2018-19 . The data was analysed on Two Point Scale as 'Yes' and 'No' .

No. of Students	=	191
No. of Questions	=	11
No. of Responses	=	2101
No. of Responses in 'Yes'	=	2020
No. of Responses in 'No'	=	81
%age of 'Yes' Responses	=	$2020 / 2101 * 100 = 96.14\%$
%age of 'NO' Responses	=	$81 / 2101 * 100 = 3.85\%$

Thus we interprete that 96.14% students have given positive feedback on B.Ed Course and 3.85% students have given negative feedback



Conclusion:- From above analysis we come to the conclusion that supervisor given a positive feedback 96.14% and negative feedback 3.85% on Student teacher Performance on Practising School

